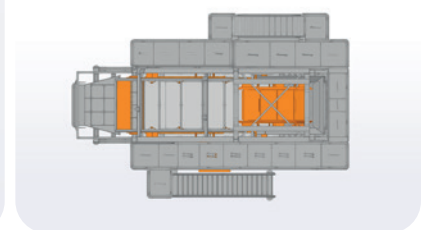


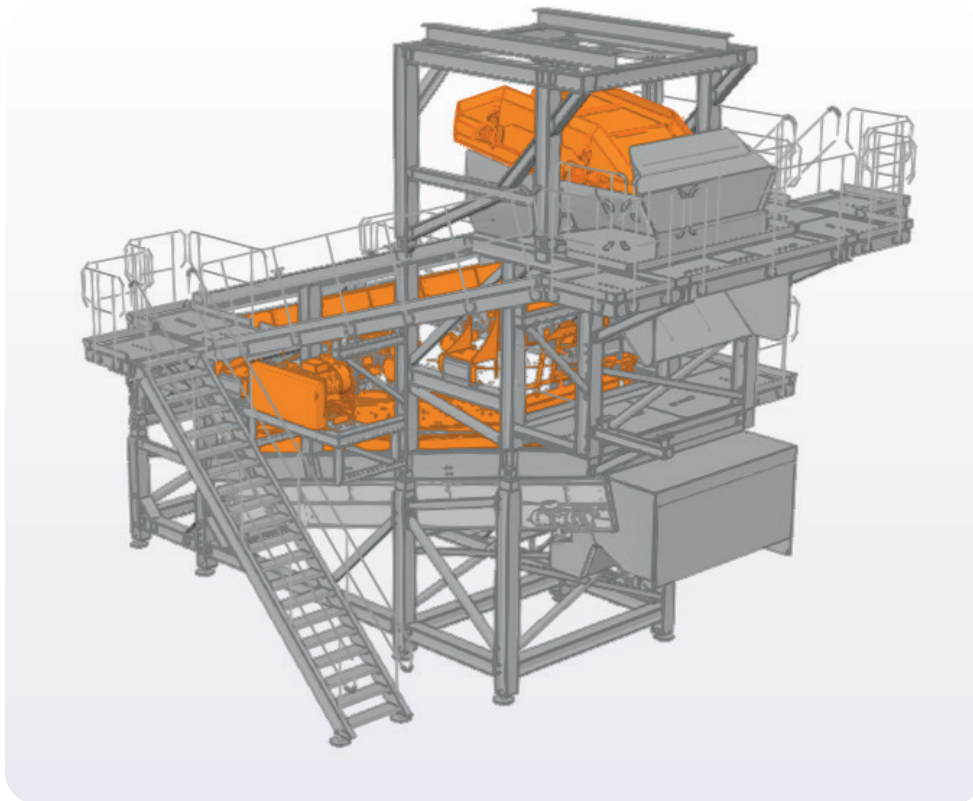


S1: Coarse screening module



Description

- SPALECK 3-fractions Flip-Flow combi screen
- Container-frame based construction for easy set-up, breakdown and transportation
- Totally galvanized construction (IBA-proof!)
- Integrated collection conveyor under screen
- Control cabinet IP65 'outside' version provided with TRS Modular Plant Control System (MPCS), for stand-alone control or in combination with other modules.

Optional

- Electro over belt module for FE-separation
 - Incl. FE discharge chute
- Integrated 'low intensity' magnet roller for separation of magnetic bottom ash
 - Incl. FE discharge chute

Applications

- IBA (bottom ash) – waste – metals - shredder residues

Dimensions

Transport:

3 truck loads

Operational:

11,0 x 7,0 x 8,2 m (l x w x h)

Weight

Ca. 45t

Installed power

48kW

